

Research article

Physiological and Biochemical Adaptations to a Sport-Specific Sprint Interval Training in Male Basketball Athletes

Tao Song ¹✉, Jilikeha ¹ and Yujie Deng ²

¹ School of Physical Education, Sichuan University of Science & Engineering, Sichuan, China

² Ziliujing District of Shuping Primary School, Zigong, Sichuan, China

Abstract

The present study compared the effects of incorporating traditional sprint interval training (SIT) or basketball-specific SIT (SSIT) into typical off-season training of male basketball players. Adaptations to and effect size (ES) of interventions on aerobic fitness [evaluated using Yo-Yo intermittent recovery test level-1 (Yo-Yo IR1)], change of direction [T-test (TT) and Illinois agility test (IAT)], vertical jump (VJ), standing long jump (SLJ), linear speed, maximal strength [one repetition maximum test in leg press (1RM_{LP})], and hormonal status were examined. Male athletes (age = 25.7 ± 2.0 years; height = 188.1 ± 7.9 cm; body mass = 85.9 ± 8.0 kg) were randomly assigned to one of three groups of SIT (n = 10): three sets of 10 × 15 sec *all-out* intervals with 1:1 recovery between bouts and a 3-min recovery between sets; SSIT (n = 10): the same intervals as SIT + basketball-specific ball drills while running; and CON (n = 10): two sessions per week of regular basketball technical and tactical drills. SIT and SSIT resulted in significant changes compared with baseline in maximal oxygen uptake (4.9%, ES = 2.22 vs. 6%, ES = 2.57), TT (-1.8%, ES = -0.46 vs. -2.7%, ES = -1.14), IAT (-4.5%, ES = -2.01 vs. -5.4%, ES = -1.93), VJ (7.5%, ES = 0.58 vs. 12%, ES = 0.95), linear sprint time (-2.9%, ES = -0.32 vs. -4.3%, ES = -0.69), Yo-Yo IR1 (18.5%, ES = 2.19 vs. 23.7%, ES = 2.56), serum testosterone (28%, ES = 1.52 vs. 29.7%, ES = 1.59), and cortisol (-6.53%, ES = -0.37 vs. -12.06%, ES = -0.64). Incorporating SIT and SSIT into typical off-season basketball training triggers adaptive mechanisms that enhance aerobic and anaerobic performance in male basketball players. The effect size values indicate more significant effects of SSIT than SIT in most physiological and sport-specific adaptations. Such a superior effect could be attributed to the more basketball-specific movement pattern of the SSIT. Such interventions can be used by the coaches and athletes for designing the training load and for better training adaptations throughout the training seasons and competition periods.

Key words: Interval training, team sport, hormonal changes, aerobic power, athletic performance.

Introduction

Physical conditioning plays a vital role in training strategies designed to improve the fitness levels of basketball players (Balčiūnas et al., 2006). Conditioning programs are designed with specific interventions tailored to the characteristics of the discipline in which the athlete competes (Laursen and Buchheit, 2019; Sheykhlovand et al., 2018a; Balčiūnas et al., 2006). Basketball is a high-intensity intermittent team sport requiring activities with maximal or near-maximal efforts (García et al., 2020). The game is characterized by high anaerobic glycolytic and aerobic oxidative

demands, repeated change of direction (COD) challenging neuromuscular system, accelerations, decelerations, short distance sprints, jumps, physical contacts, and sport-specific skills (García et al., 2020; Heishman et al., 2020; Sekine et al., 2019; Hernández et al., 2018; Ben Abdelkrim et al., 2007). According to the literature, basketball players perform an average of 105 high-intensity runs with short duration (2-6 seconds) with 21 seconds rest intervals (Figueira et al., 2022). To achieve high-performance levels in repetitive high-intensity actions throughout basketball games, the energy demands rely on both anaerobic and aerobic energy metabolism while during low-intensity activities such as jogging, walking, and standing, aerobic energy metabolism is dominant (Arslan et al., 2022). Hence, improving both anaerobic and aerobic metabolic system is crucial for enhancing basketball performance.

Various sport-specific interventions have been introduced to improve these qualities in basketball players. High-intensity interval training (HIIT) is proven effective for enhancing metabolic capacities. Like the nature of HIIT, a basketball match involves periods of intensive sprinting, followed by short periods of moderate-to-low-intensity running (García et al., 2020). Hence, HIIT could be considered a sport-specific conditioning approach for basketball players (Engel et al., 2018).

Many studies have developed sport-specific interval interventions, such as small-sided games, which are tailored to the unique requirements of basketball game dynamics and have compared them with traditional running-based HIIT (Arslan et al., 2022; Klusemann et al., 2012). Researchers believe that when exercise mimics movement patterns specific to the game, it brings about the simultaneous enhancement of technical skills under demanding physical conditions. Such approach motivates athletes to engaging in basketball-specific conditioning than conventional training methods, leading to the better transmission of physiological adaptations (Klusemann et al., 2012; Delextrat and Martinez, 2014). However, there are limitations to such interventions in question.

While these methods imitate basketball-specific movement patterns, they primarily aim to enhance athletes' skills under high-intensity exercise rather than directly focusing on athlete's conditioning. Although game-based interval interventions enhance aerobic and anaerobic training, their adaptive responses cannot be compared with traditional HIIT, given that the running distance and total work are rate different, making matching exercise loads difficult. More importantly, different numbers of high-

intensity activities performed during the game-based interventions result in an inter-individual difference in the adaptations and prevent uniform adaptive response to the training (Castagna et al., 2011; Matthew and Delestrat, 2009; Ben Abdelkrim et al., 2007). Accordingly, in this study, we aimed to examine the effects of sprint interval training (SIT) program, known as one of the practical models of HIIT capable to induce positive improvement in performance capacity and skeletal muscle energy metabolism (Bayati et al., 2011; Sheykhlouvand et al., 2018b), using basketball-specific drills with a ball (SSIT). We directly compare it with a traditional running-based SIT program without ball using a research design that matched groups concerning total time commitment and repetitions, training frequency (2 sessions a week), and training duration (6 weeks) but differed in modality (running vs. running + ball drills). The effects on aerobic and anaerobic performance and hormonal changes were examined. Identifying a sport-specific SIT mimicking the game while imposing the same training load as traditional SIT to improve basketball-specific performance would be of value. Given the combination of ball drills with SIT and greater motivation of athlete's during sport-specific movement causing to enhance and maintain intensity and increase the athlete's physiological response (Aguar et al., 2012), we hypothesized SSIT may result in more sport-specific adaptations than traditional SIT.

Methods

Participants

Following communication with a professional club and

explaining the details of study, especially positive effects of SIT on aerobic and anaerobic performance, thirty male basketball players (age = 25.7 ± 2.0 years; height = 188.1 ± 7.9 cm; body mass = 85.9 ± 8.0 kg) gave written informed consent and voluntarily participated (Table 1). Participants were randomly assigned to SIT (n = 10), SSIT (n = 10), or control group [CON (n = 10)]. As they were members of a male team, we recruited only male participants. Participants of each group were matched based on their positions (guard, forward, and center). All athletes were familiar with basic interval and SIT interventions but hadn't performed SIT over the past three months. Before participation, all participants completed a questionnaire examining their medical history, injury background, and performance levels. The study's inclusion criteria specified that participants must meet three requirements: (a) having no history of injuries to the upper or lower body, (b) not having had any lower limb reconstructive surgery or unresolved musculoskeletal disorders in the past two years, and (c) not using ergogenic aids. All procedures followed the principles outlined in the Declaration of Helsinki and approved by the Institutional Ethics Review Committee for the Sichuan University of Science & Engineering, China.

Study design

Figure 1 illustrates a summary of the study design. The present study employed a randomized-controlled method with two experimental and one control group. The research took place over six weeks, during the team's off-season phase of the annual training cycle, and involved two weekly training sessions. One week before the baseline testing, the researchers conducted a laboratory familiarization with all

Table 1. Characteristic of the participants.

	SIT (n=10)		SSIT (n=10)		CON (n=10)	
	mean	± SD	mean	± SD	mean	± SD
Age (y)	25.3	± 1.8	25.7	± 2.5	26.2	± 1.7
Height (m)	1.89	± 0.07	1.88	± 0.08	1.86	± 0.08
Weight (kg)	87.0	± 7.6	85.9	± 9.5	85.0	± 7.6
Training experience (y)	8.5	± 2.1	8.7	± 1.4	8.1	± 1.8

SIT: sprint interval training, SSIT: sport-specific SIT, CON: control group

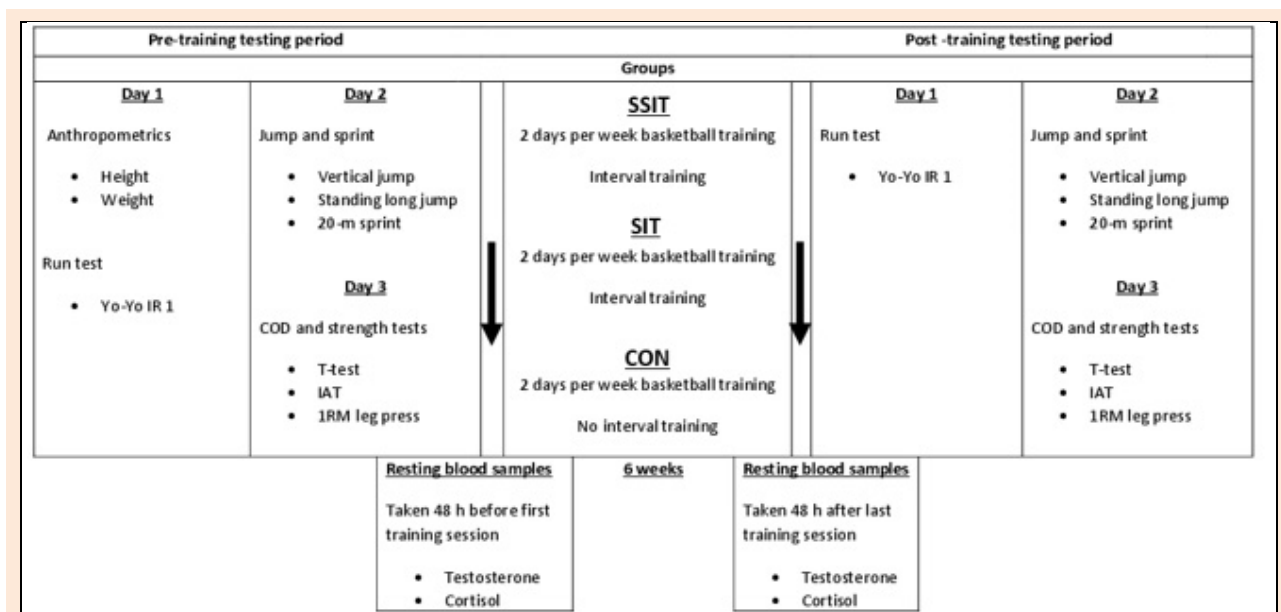


Figure 1. Overview of experimental protocol.

participants ensuring they became familiar with the testing procedures and training protocols. Participants visited the laboratory three times with 24 hours of rest between each visit, during which anthropometric measurements, performance metrics, and biochemical markers were evaluated. Following the anthropometric measurements at the first session, participants' aerobic power was evaluated using Yo-Yo intermittent recovery test level 1 (Yo-Yo IR1). Vertical jump, standing long jump, and 20-m sprint abilities were measured during the second session with a 2-hour recovery between the tests. The third testing session evaluated COD and maximal strength, with a 2-hour relief between dedicated tests. The fasting blood sample was collected in the morning, two days before the initial and two days after the final training session. To control diurnal performance effects, the test sessions were completed at the same time of the day (i.e., afternoon). The participants were asked to avoid rigorous physical activity, stick to their regular diet 24 hours before the test, and abstain from caffeine and alcohol (Gharaat et al., 2020; Barzegar et al., 2021). 96 h after the completion of the preliminary test sessions, the participants commenced a 6-week training intervention, and 96 h after the final training session, they underwent the same testing sessions with the same conditions and testing order as pre-training.

Anthropometric measures

Height was assessed employing a stadiometer affixed to the wall (Seca 222, Terre Haute, IN), with measurements recorded to the closest 0.1 cm. Concurrently, body mass was determined using a medical scale (Tanita, BC-418MA, Tokyo, Japan) that measured the nearest 0.1 kg.

Muscular strength

Using a leg press machine (Body Solid, Model GLPH 1100, USA), one repetition maximum in leg press ($1RM_{LP}$) was measured to determine lower body maximal strength according to the guidelines of Kraemer and Fry (1995). After a standardized weight lifting warm-up, participants performed 3–5 sets of weight lifts until one repetition set with 4 min of recovery between sets. The heaviest load lifted by the participant with proper exercise technique was considered to represent his 1RM (Earle, 2006). The participants were required to obtain a knee angle of 90° as the benchmark. The test-retest reliability of $1RM_{LP}$ was 0.94.

Jumping test

Jumping ability was evaluated using the vertical jump (VJ) and standing long jump (SLJ) tests. The VJ was measured by a Vertec vertical jump tester (Power System, Knoxville, Tennessee) fixed in the basketball court. After completing a standardized warm-up (Stevanovic et al., 2019), participants performed three maximal VJs with a self-selected countermovement depth and a 30-sec rest interval between the attempts. For the SLJ, the subjects were instructed to perform maximal jump horizontally as far as possible with countermovement and arm swing. Participants completed three maximal SLJs with a 3-min relief interval between the efforts. The point at which the ground was touched by the heel of the leg being tested was measured to determine the distance of each jump. The highest displacement in VJ

and SLJ was recorded for further analysis. The test-retest reliability of VJ and SLJ were 0.95 and 0.97, respectively.

Sprint test

A 20-m linear sprint test on an indoor track basketball court determined the athletes' maximal sprint speed. After a self-selected warm-up, participants completed three maximal sprints in the 20-m track with a 2-min rest between the efforts. Participants were instructed to move expeditiously between electronic timing gates while standing, and commenced their movement from the first gate. They were encouraged to run between electronic timing gates (JBL Systems, Oslo, Norway), and the running time was measured to the nearest 0.01 s. The fastest sprint time was selected for analysis, and the test-retest reliability of the 20-m sprint test was 0.92 (Rimmer and Sleveret, 2000).

Change of direction (COD) tests

The T-test (TT) and Illinois Agility test (IAT) were applied to measure COD. Figure 2 and Figure 3 indicate TT and IAT procedures, respectively. The tests were conducted according to Miller and colleagues (2006). Following a self-selected warm-up and 2–3 trials in TT and IAT, participants completed three trials with maximal effort with a 3-min rest between the trials. The time was recorded using the above-mentioned timing gates fixed at the start and finish lines. The fastest time was recorded for further analysis. The test-retest reliability of TT and IAT were 0.98 and 0.97, respectively.

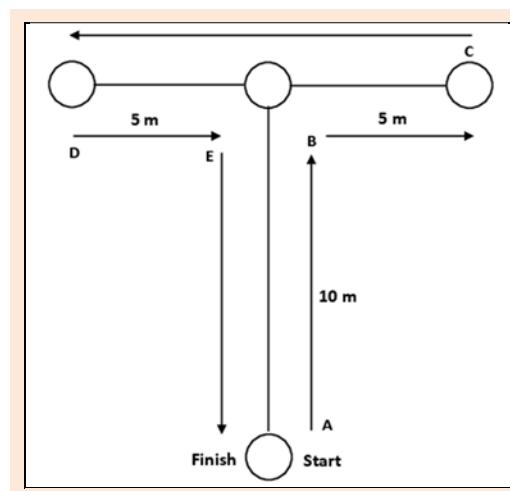


Figure 2. T-test procedure.

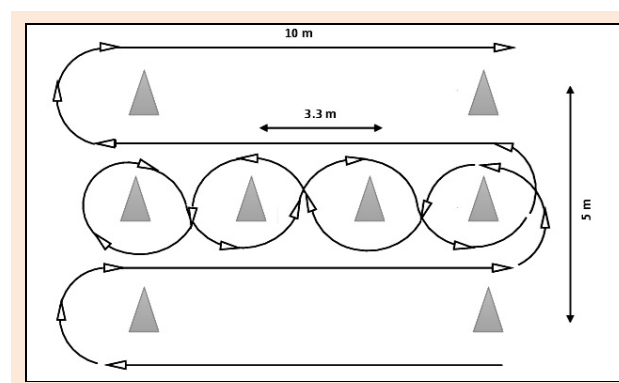


Figure 3. Illinois agility test procedure.

Aerobic power

The Yo-Yo IR1 evaluated the participants' aerobic power. The details of this test have previously been described elsewhere (Bangsbo et al., 2008). Briefly, the test involved shuttle runs of 20 meters, where the speed increased progressively during the assessment. Then, the complete distance covered by each participant was recorded for future analysis. Following the test, the following formula estimated $\dot{V}O_{2max}$ (Bangsbo et al., 2008):

$$\dot{V}O_{2max} \text{ (ml/kg/min)} = \text{covered distance (m)} \times 0.0084 + 36.4$$

Blood sampling and analysis

After overnight fasting exceeding 8 hours, a 10-mL of blood was collected from the antecubital vein in the pre- and post-training. The sample was centrifuged at 3,000 rpm for 15 min at 4 °C and stored at -80 °C until further analysis. Serum testosterone (TEST) and cortisol (CORT) were analyzed using ELISA kits (Monobind, Inc. Lake Forest, California 92630, USA). The intra-assay coefficient of variation (CV) was <6%.

Training protocols

All participants engaged in their formal basketball training twice a week (i.e., Mondays and Fridays). The training lasted approximately 60 to 70 minutes and was completed in the afternoon, from 4:00 to 6:00 PM. In addition to formal basketball training, the SIT groups completed ~30 min traditional SIT or SSIT before their regular basketball session, and participants of the CON group only performed tactical and technical basketball training. Formal basketball training consisted of general warm-up, basketball-specific ball drills, reviewing tactical strategies and performing them with a low- to moderate-intensity, and cool down. Each training session was initiated with a 15-min warm-up consisting of 5 min running, 5 min dynamic stretching, and 5 min sprint and ballistic movements. Following the warm-up, the subjects in SIT performed three sets of 7, 8, 9, 10, 10, 10 repetitions (from the 1st to 6th week, respectively) × 15-sec all-out runs with a 15-sec recovery between efforts and a 3-min recovery between the sets. All SSIT sessions were similar to SIT in sets and duration but were performed with the ball using dribbling and passing drills. For example, the SIT group ran a 15-sec in direct track, while the SSIT ran 15-sec in direct track with the ball during individual dribbling or passing with a teammate. All-out and supra-competitive skill-based exercises were performed without opposition (i.e., 1 vs 0), to allow maximal intensity. We employed different offensive drills simulating basketball movement patterns requiring sprinting and reaching, with simple decision-making, allowing maximal effort (Laursen and Buchheit, 2019). The training sessions were monitored by Specialized Strength and Conditions Coach to ensure all training sessions were completed correctly.

Statistical analysis

Assuming an alpha level of 0.05 and β of 0.08, the sample size was estimated at 10 participants for each group using G*Power software (Faul et al., 2007). All data are presented as mean ± standard deviation (SD). A group (SIT,

SSIT, and CON) × time (pre-training, post-training) repeated-measures analysis of variance (ANOVA) compared the differences between groups. Significant interactions or main effects were subsequently analyzed using a Bonferroni post-hoc test. Effect sizes (ES) were also calculated using Cohen's *d*. The magnitude of the ES was trivial <0.20; small, 0.20 - 0.50; medium, 0.5 - 0.80; large, 0.8 - 1.30; or very large >1.30, with the 95% confidence interval (CI) (Seitz et al., 2014). The statistical analysis was performed utilizing the SPSS statistical software, version 20.0.

Results

No pre-training difference ($p \geq 0.05$) was observed for the measured variables, and the CON group showed no statistically significant changes over time.

There was a significant main effect of time ($p = 0.001$) and a group × time ($p = 0.001$) interaction for the VJ (Table 2). The SIT group demonstrated a medium increase in the VJ ($\% \Delta = 7.5$, $p = 0.001$, $d = 0.58$, 95% CI = -0.31 to 1.48) performance, but the SSIT group demonstrated a significantly large increase in the VJ performance ($\% \Delta = 12.5$, $p = 0.001$, $d = 0.95$, 95% CI = -0.03 to 1.87) (Figure 4, A). No significant pre- to post-training change was observed for SLJ in SIT and SSIT groups (Figure 4, B).

A significant time × regimen interaction ($p = 0.001$) was found in 20-m sprint time. As shown in Table 2, the change in 20-m sprint time in SIT and SSIT groups was significantly greater than that of the CON group ($p = 0.001$, $d = -0.34$, and $p = 0.0001$ $d = -0.45$, respectively). The SIT group demonstrated a significantly small decrease in the 20-m sprint time ($\% \Delta = -2.9$, $d = -0.32$, 95% CI = -1.21 to 0.56), but the SSIT group demonstrated significant medium decreases in the 20-m sprint time ($\% \Delta = -4.3$, $d = -0.69$, 95% CI = -1.59 to 0.21) (Figure 4, C).

A significant group × time interaction ($p = 0.001$) was observed for TT and IAT performance. The change in IAT performance in SIT and SSIT groups was significantly greater than that of the CON group ($p = 0.0032$, $d = -2.11$, and $p = 0.0001$ $d = -2.25$, respectively). Also, the change in IAT in response to SSIT was significantly greater compared to SIT ($p = 0.01$, $d = -0.49$, 95% CI = -1.39 to 0.4) (Table 2). The SIT group demonstrated a significantly small decrease in the TT time ($\% \Delta = -1.8$, $p = 0.0311$, $d = -0.46$, 95% CI = -1.35 to 0.43) and a very large decrease in IAT time ($\% \Delta = -4.5$, $p = 0.0011$, $d = -2.01$, 95% CI = -3.09 to 0.94) pre- to post-training. Also, the SSIT group demonstrated a significantly large decrease in the TT time ($\% \Delta = -2.7$, $p = 0.002$, $d = -1.14$, 95% CI = -2.09 to 0.20) and a very large decrease in IAT time ($\% \Delta = -5.4$, $p = 0.0001$, $d = -1.93$, 95% CI = -3.0 to 0.87), over the training period (Figure 4, E and F).

There was a significant time × regimen interaction ($p = 0.001$) for the Yo-Yo IR1 performance test. The change in this variable in response to SIT ($\% \Delta = 18.5$, $p = 0.002$, $d = 2.19$) and SSIT ($\% \Delta = 23.7$, $p = 0.001$, $d = 2.56$) groups was significantly greater ($p = 0.0001$, $d = 2.3$, and $p = 0.0001$, $d = 2.81$, respectively) than that of CON group. Although both SIT ($p = 0.001$, $d = 2.19$, 95% CI = -1.08 to

3.30) and SSIT ($p = 0.001$, $d = 2.56$, 95% CI = -1.37 to 3.74) groups demonstrated significant very large increases in Yo-Yo IR1 performance (Figure 4, G). SSIT indicated greater improvement in this test than to SIT over time ($p = 0.001$, $d = 0.44$, 95% CI = -0.44 to 1.33) (Table 2). However, both the SIT ($\% \Delta = 4.9$, $p = 0.001$, $d = 2.22$, 95% CI

= 1.11 to 3.33) and SSIT ($\% \Delta = 6$, $p = 0.001$, $d = 2.57$, 95% CI = 1.39 to 3.76) groups demonstrated a significantly very large increase in $\dot{V}O_{2max}$ (Figure 4, H). Also, the change in $\dot{V}O_{2max}$ in SIT and SSIT groups was significantly ($p = 0.0001$, $d = 2.33$, and $p = 0.0001$, $d = 2.82$, respectively) greater than the CON group.

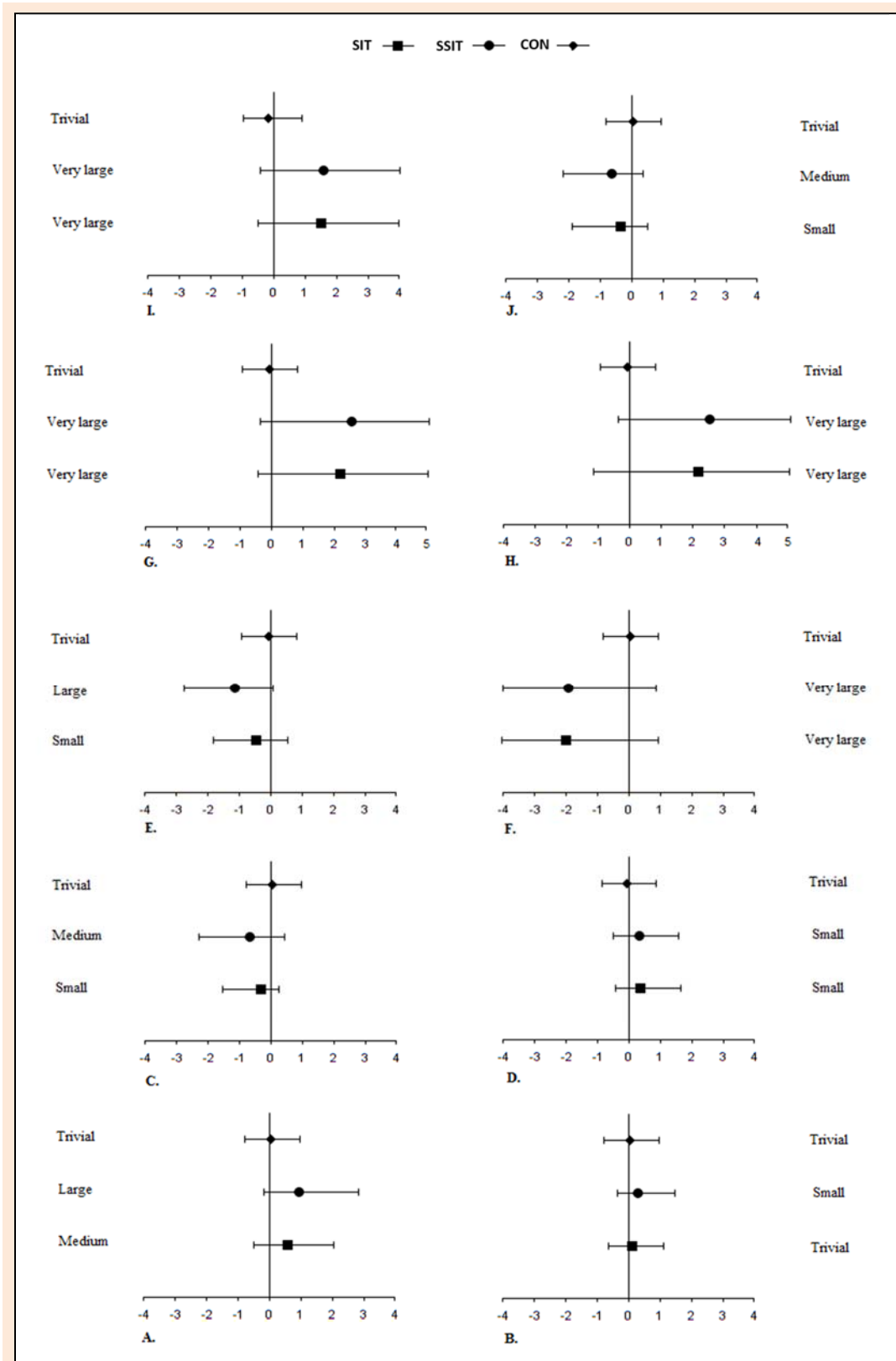


Figure 4. Changes in variables from pre- to post-training (Effect size with 95% CI). A: Vertical jump, B: Standing long jump, C: 20-m sprint, D: 1RM leg press, E: T-test, F: Illinois agility test, G: Yo-Yo IR1, H: $\dot{V}O_{2max}$, I: Testosterone, and J: Cortisol.

After the 6-week training program, both the SIT and SSIT groups displayed a significantly (time, $p = 0.001$; group \times time, $p = 0.001$) higher TEST levels ($p = 0.0021$, $d = 1.52$, and $p = 0.0011$, $d = 1.59$, respectively) and lower CORT levels ($p = 0.038$, $d = -0.37$, and $p = 0.031$, $d = -0.64$, respectively) than the CON group (Table 2). The SIT group demonstrated a significant very large increase in the TEST ($p = 0.001$, $d = 1.52$, 95% CI = 0.52 to 2.51) and a

small decrease in the CORT ($p = 0.001$, $d = -0.37$, 95% CI = -1.52 to 0.52) pre- to post-training. Also, the SSIT group indicated a significantly very large increase in the TEST ($p = 0.006$, $d = 1.59$, 95% CI = -0.58 to 2.59) and a medium decrease in CORT ($p = 0.001$, $d = -0.64$, 95% CI = -1.54 to 0.26) over time (Figure 4, I and J).

SIT, SSIT, and CON didn't alter $1RM_{LP}$ across time (Table 2).

Table 2. Pre-training vs. post-training values for the measured variables.

Variable	Group	Testing time		Statistics
		Pre	Post	
Vertical jump (cm)	SIT	50.3 \pm 6.7	54.4 \pm 6.8*‡	G = 0.41
	SSIT	50.8 \pm 6.1	56.9 \pm 6.2*‡	T = 0.001
	CON	50.9 \pm 4.7	50.7 \pm 4.5	G \times T = 0.001
Standing long jump (cm)	SIT	273.3 \pm 16.8	275.2 \pm 15.4	G = 0.86
	SSIT	272.1 \pm 16.0	276.7 \pm 14.0	T = 0.21
	CON	273.6 \pm 17.0	272.9 \pm 17.7	G \times T = 0.45
20-m sprint (sec)	SIT	3.81 \pm 0.31	3.70 \pm 0.35*‡	G = 0.87
	SSIT	3.86 \pm 0.25	3.70 \pm 0.19*‡	T = 0.001
	CON	3.80 \pm 0.27	3.81 \pm 0.27	G \times T = 0.002
1RM leg press (kg)	SIT	288.0 \pm 12.0	293.0 \pm 13.1	G = 0.24
	SSIT	290.0 \pm 13.3	294.5 \pm 11.8	T = 0.51
	CON	286.0 \pm 11.7	285.0 \pm 11.3	G \times T = 0.33
T-test (sec)	SIT	12.02 \pm 0.46	11.80 \pm 0.46*‡	G = 0.60
	SSIT	12.10 \pm 0.39	11.68 \pm 0.31*‡	T = 0.001
	CON	12.06 \pm 0.33	12.03 \pm 0.32	G \times T = 0.001
Illinois agility test (sec)	SIT	18.24 \pm 0.38	17.41 \pm 0.41*‡	G = 0.18
	SSIT	18.14 \pm 0.41	17.16 \pm 0.55*‡**	T = 0.001
	CON	18.19 \pm 0.31	18.20 \pm 0.30	G \times T = 0.001
Yo-Yo IR1 (m)	SIT	1484.0 \pm 118.4	1760.0 \pm 122.5*‡	G = 0.34
	SSIT	1466.0 \pm 147.5	1814.0 \pm 110.7*‡**	T = 0.001
	CON	1456.0 \pm 169.9	1444.0 \pm 139.7	G \times T = 0.001
$\dot{V}O_{2max}$ (ml/kgmin/kg)	SIT	48.86 \pm 0.99	51.25 \pm 1.07*‡	G = 0.18
	SSIT	48.70 \pm 1.23	51.63 \pm 0.93*‡	T = 0.001
	CON	48.62 \pm 1.42	48.52 \pm 1.17	G \times T = 0.001
Testosterone (nmol/L)	SIT	15.07 \pm 2.60	19.30 \pm 2.73*‡	G = 0.64
	SSIT	14.76 \pm 2.76	19.15 \pm 2.54*‡	T = 0.001
	CON	14.42 \pm 2.24	14.00 \pm 2.24	G \times T = 0.001
Cortisol (nmol/L)	SIT	451.2 \pm 81.7	421.7 \pm 72.2*‡	G = 0.60
	SSIT	458.2 \pm 90.0	402.9 \pm 75.2*‡	T = 0.001
	CON	456.6 \pm 67.0	458.4 \pm 64.6	G \times T = 0.001

SIT: sprint interval training, SSIT: sport-specific SIT, CON: control group. *Compared to pre, ‡ compared to CON, ** differences between training groups.

Discussion

The present study aimed to compare the effects of traditional SIT and sport-specific SIT (SSIT) on physiological and biochemical adaptations and bio-motor abilities in male basketball players. The most striking finding of the present study was that both traditional SIT and SSIT significantly improved the abovementioned parameters. However, effect size values indicate greater effects of SSIT on aerobic and anaerobic performance than SIT.

Research has shown a positive relationship between aerobic fitness and power recovery between repeated bouts of intensive interval exercise (Laursen and Buchheit, 2019). This observation implies that aerobic fitness plays a pivotal role in a crucial aspect of basketball performance, i.e., the capacity to execute repeated sprints (Aschendorf et al., 2018). The increased running distance completed during the Yo-Yo IR1 test in both SIT and SSIT groups could also verify this improvement. In the present study, both SIT

and SSIT imposed an effective stimulus for improving $\dot{V}O_{2max}$ and significantly enhanced this indicator. Our findings corroborate previous studies reporting enhanced aerobic fitness following game-based (Arslan et al., 2022; Aschendorf et al., 2018) and traditional (Bayati et al., 2011) interval interventions. The enhancement of $\dot{V}O_{2max}$ can be attributed to increases in two fundamental aspects of aerobic fitness: the central component, involving the improved delivery of oxygen, and the peripheral component, which signifies the enhanced utilization of oxygen by the active muscles (Sheykhlovand et al., 2016a; Fereshtian et al., 2017; Rasouli Mojez et al., 2021; Sayevand et al., 2022; Sheykhlovand et al., 2022).

Anaerobic energy metabolism is the primary determinant of high-intensity movement performance, such as jumping, sprinting, and change of direction (Arslan et al., 2022). Both SIT and SSIT significantly enhanced these sport-specific bio-motor abilities, indicating their positive effects on anaerobic power. The increase in VJ observed in

this study (SIT: 7.5%; SSIT: 12%) was in conjunction with previous studies employing different SIT regimens (Arslan et al., 2022; García-Pinillos et al., 2017). However, some researchers failed to show the positive effects of SIT on VJ (Aschendorf et al., 2018). The observed disparities in the outcomes might stem from variations in the duration of the training, gender, fitness levels of the participants, and the specific mode of training employed. Enhanced explosiveness in VJ could be attributed to parameters such as reactive strength and muscular power (Panoutsakopoulos and Bassa, 2023). However, neither SIT nor SSIT enhanced $1RM_{LP}$, indicating that enhanced neuromuscular adaptations such as increasing rate of force development and firing rate of muscles (Buchheit and Laursen, 2013) and anaerobic power production of plantar flexors and knee extensors (Maffiuletti et al., 2002) could be a possible explanation for improved VJ. We can speculate implementing SSIT, involving sport-specific drills such as dribbling, passing, and shooting exercises, resulted in more significant neuromuscular adaptations than regular SIT, leading to greater training effects with an effect size of 0.95 vs. 0.58. Nonetheless, further investigations are necessary to elucidate the specific adaptations achieved through this approach.

Regarding the sprint performance, both SIT and SSIT groups enhanced this locomotor ability after six weeks. An increase in sprint acceleration and velocity due to interval intervention involves fast-twitch muscle fiber and also improvements in stride length resulting in sprint gains (Lee et al., 2020). Our finding is in accordance with previous studies reporting a positive transfer of SIT to sprint performance (Clemente et al., 2022). SSIT indicated greater changes in the 20-m sprint than SIT (medium vs. small ES). The possible mechanism explaining such a difference could be the enhanced acceleration component of the maximal sprint test due to sport-specific movements during SSIT (Arslan et al., 2022). Both SIT and SSIT significantly diminished TT and IAT time. In addition, the changes in IAT were significantly greater in the SSIT than in the SIT. Likewise, Arslan and colleagues (2022) have shown small vs. moderate training effects of HIIT and small-sided games on these parameters. COD presents a key attribute in basketball. A quick COD requires rapid force development and high power generation by the lower extremities (Miller et al., 2006). In COD ability tasks, the leg extensor muscles undergo swift transitions between eccentric and concentric muscle actions, accompanied by minimal ground contact time (Miller et al., 2006; Clemente et al., 2022). Effect size results indicate a greater impact of SSIT on COD, which could be attributed to the sport-specific drill during SSIT (i.e., forward, dribbling, and CODs). By challenging the neuromuscular system and decision-making ability through basketball-specific drills, such movements may indirectly benefit the ultimate COD better than linear running (Arslan et al., 2022).

Both SIT interventions were associated with an increase in TEST levels and a decrease in serum CORT concentrations. Our results corroborate previous findings (Sheykhlovand et al., 2016b; Ambroży et al., 2021), indicating anabolic-type effects of intensive interval training. Typically, elevations in resting TEST with reductions in

CORT show an anabolic environment and increase performance capacity in athletes. Enhanced resting TEST levels represent a favorable hormonal environment when attempting to maximize performance adaptations.

This study possesses certain limitations that warrant consideration when interpreting its findings. Firstly, the study exclusively involved male subjects, which restricts the generalizability of our results to the broader population. Gender-based differences in physiology and responses to interventions may exist, and further research with diverse participant groups is necessary to ascertain the applicability of our findings to women.

Secondly, the study acknowledges the potential influence of external factors outside of the intervention, such as dietary habits, sleep patterns, and overall training load. While we tried to control these variables and maintain consistency among participants, we cannot entirely exclude the impact of these factors on the observed outcomes. Future research could employ more rigorous control measures or investigate these external factors as variables of interest to understand their effects on the studied intervention better.

Conclusion

In conclusion, the results in the present study support the hypothesis that incorporating SIT and SSIT into typical basketball training of male basketball players during the off-season phase of the athletes' annual training program can induce more significant improvements in aerobic fitness, anaerobic performance, and hormonal adaptations. Specifically, the post-training analysis indicated that both interventions were linked with enhanced aerobic fitness, VJ, COD, linear speed, and anabolic hormonal status. The effect size values indicated more significant effects of SSIT than SIT in most physiological and sport-specific adaptations. Such a superior effect could be attributed to the more basketball-specific movement pattern of the SSIT. We speculate technical drills and tactical exercises related to a team's success influence the players' motivation to enhance and maintain intensity and increase the athlete's physiological response. Moreover, sport-specific practices may impose more challenging movements mimicking the game and cause more significant gains than SIT performed on a direct track.

Acknowledgements

This paper was supported by the teaching reform project of Sichuan University of Science & Engineering in 2021, "Based on the research of General Basketball Teaching Reform of Sports education major in our school to meet the needs of primary and secondary school basketball teaching". This article for the 2020 national fitness and sports industry research center project "The basis of sports industry and regional economic development correlation analysis" (project number: GT-01202001). There is no conflict of interest. The present study complies with the current laws of the country in which it was performed. The datasets generated and analyzed during the current study are not publicly available but are available from the corresponding author, who was an organizer of the study.

References

- Aguiar, M., Botelho, G., Lago, C., Maças, V. and Sampaio, J. (2012) A review on the effects of soccer small-sided games. *Journal of Human Kinetics* **33**, 103-113. <https://doi.org/10.2478/v10078-012-0049-x>

- Ambroży, T., Rydzik, Ł., Obmiński, Z., Błach, W., and Błach, B. (2021). The effect of high-intensity interval training periods on morning serum testosterone and cortisol levels and physical fitness in men aged 35–40 years. *Journal of Clinical Medicine* **10**(10), 2143. doi:10.3390/jcm101021433390/jcm10102143
- Arslan, E., Kilit, B., Clemente, F.M., Muewska-Ciałowicz, E., Soylu, Y., Sogut, M., Akca, F., Gokkaya, M. and Silva, A.F. (2022) Effects of small-sided games training versus high-intensity interval training approaches in young basketball players. *International Journal of Environmental Research and Public Health* **19**, 2931. <https://doi.org/10.3390/ijerph19052931>
- Aschendorf, P. F., Zinner, C., Delextrat, A., Engelmeyer, E., and Mester, J. (2018) Effects of basketball-specific high-intensity interval training on aerobic performance and physical capacities in youth female basketball players. *The Physician and Sportsmedicine* **47**(1), 65-70. <https://doi.org/10.1080/00913847.2018.1520054>
- Balčiūnas, M., Stonkus, S., Abrantes, C. and Sampaio, J. (2006) Long term effects of different training modalities on power, speed, skill and anaerobic capacity in young male basketball players. *Journal of Sports Science and Medicine* **5**(1), 163-170. <https://pubmed.ncbi.nlm.nih.gov/24198694/>
- Bangsbo, J., Fedon, M.I. and Krstrup, P. (2008) The Yo-Yo intermittent recovery test. *Sports Medicine* **38**, 37-51. <https://doi.org/10.2165/00007256-200838010-00004>
- Barzegar, H., Arazi, H., Mohsebbi, H., Sheykhloovand, M. and Forbes, S.C. (2021) Caffeine co-ingested with carbohydrate on performance recovery in national level paddlers: a randomized, double-blind, crossover, placebo-controlled trial. *Journal of Sports Medicine and Physical Fitness* **62**, 337-342. <https://doi.org/10.23736/S0022-4707.21.12125-5>
- Bayati, M., Farzad, B., Gharakhanlou, R. and Agha-Alinejad, H. (2011) A practical model of low-volume high-intensity interval training induces performance and metabolic adaptations that resemble 'all-out' sprint interval training. *Journal of Sports Science and Medicine* **10**, 571-576. <https://pubmed.ncbi.nlm.nih.gov/24150635/>
- Ben Abdelkrim, N., El Fazaa, S. and El Ati, J. (2007) Time-motion analysis and physiological data of elite under-19-year-old basketball players during competition. *British Journal of Sports Medicine* **41**(2), 69-75. <https://doi.org/10.1136/bjism.2006.032318>
- Buchheit, M., and Laursen, P. B. (2013) High-intensity interval training, solutions to the programming puzzle: Part I: cardiopulmonary emphasis. *Sports Medicine* **43**, 313–338. <https://doi.org/10.1007/s40279-013-0029-x>
- Castagna, C., Impellizzeri, F. M., Chaouachi, A., Ben Abdelkrim, N. and Manzi, V. (2011) Physiological responses to ball-drills in regional level male basketball players. *Journal of Sports Science* **29**(12), 1329-1336. <https://doi.org/10.1080/02640414.2011.597418>
- Clemente, F.M., Soylu, Y., Arslan, E., Kilit, B., Garrett, J., van den Hoek, D., Badicu, G. and Filipa Silva, A. (2022) Can high-intensity interval training and small-sided games be effective for improving physical fitness after detraining? A parallel study design in youth male soccer players. *Sports Medicine and Rehabilitation* **10**, e13514. <https://doi.org/10.7717/peerj.13514>
- Delextrat, A. and Martinez, A. (2014) Small-sided game training improves aerobic capacity and technical skills in basketball players. *International Journal of Sports Medicine* **35**(5), 385-391. <https://doi.org/10.1055/s-0033-1349107>
- Earle, R. W. (2006) *Weight training exercise prescription. In Essentials of Personal Training Symposium Workbook*. Lincoln, NE: NSCA Certification Commission, 3–39.
- Engel, F.A., Ackermann, A., Chtourou, H. and Sperlich, B. (2018) High-intensity interval training performed by young athletes: A systematic review and meta-analysis. *Frontiers in Physiology* **9**, 1012. <https://doi.org/10.3389/fphys.2018.01012>
- Faul, F., Erdfelder, E., Lang, A. G. and Buchner, A. (2007) G*Power 3: A flexible statistical power analysis program for the social, behavioral, and biomedical sciences. *Behavioral Research Methods* **39**, 175-191. <https://doi.org/10.3758/bf03193146>
- Fereshtian, S., Sheykhloovand, M., Forbes, S., Agha-Alinejad, H. and Gharaat, M. (2017) Physiological and performance responses to high-intensity interval training in female inline speed skaters. *Apunts Medicina de l'Esport* **52**, 131-138. <https://doi.org/10.1016/j.apunts.2017.06.003>
- Figueira, B., Mateus, N., Esteves, D., Dadelienė, R. and Paulauskas, R. (2022) Physiological responses and technical-tactical performance of youth basketball players: A brief comparison between 3x3 and 5x5 basketball. *Journal of Sports Science and Medicine* **21**(2), 332-340. <https://doi.org/10.52082/jssm.2022.332>
- García, F., Vázquez-Guerrero, J., Castellano, J., Casals, M. and Schelling, X. (2020) Differences in physical demands between game quarters and playing positions on professional basketball players during official competition. *Journal of Sports Science and Medicine* **19**(2), 256-263. <https://pubmed.ncbi.nlm.nih.gov/32390718/>
- García-Pinillos, F., Cámara-Pérez, J. C., Soto-Hermoso, V. M. and Latorre-Román, P. Á. (2017) A high intensity interval training (HIIT)-based running plan improves athletic performance by improving muscle power. *Journal of Strength and Conditioning Research* **31**(1), 146-153. <https://doi.org/10.1519/JSC.0000000000001473>
- Gharaat, M. A., Sheykhloovand, M. and Eidi, L. A. (2020) Performance and recovery: effects of caffeine on a 2000-m rowing ergometer. *Sport Sciences for Health* **16**, 531-542. <https://doi.org/10.1007/s11332-020-00643-5>
- Heishman, A. D., Daub, B. D., Miller, R. M., Freitas, E. D. S. and Bembem, M. G. (2020) Monitoring external training loads and neuromuscular performance for division I basketball players over the preseason. *Journal of Sports Science and Medicine* **19**(1), 204-212. <https://pubmed.ncbi.nlm.nih.gov/32132844/>
- Hernández, S., Ramirez-Campillo, R., Álvarez, C., Sanchez-Sanchez, J., Moran, J., Pereira, L. A. and Loturco, I. (2018) Effects of plyometric training on neuromuscular performance in youth basketball players: A pilot study on the influence of drill randomization. *Journal of Sports Science and Medicine* **17**(3), 372-378. <https://pubmed.ncbi.nlm.nih.gov/30116110/>
- Klusemann, M.J., Pyne, D.B., Foster, C. and Drinkwater, E.J. (2012) Optimising technical skills and physical loading in small-sided basketball games. *Journal of Sports Science* **30**(14), 1463-1471. <https://doi.org/10.1080/02640414.2012.712714>
- Kraemer, W.J. and Fry, A.C. (1995) Strength testing: development and evaluation of methodology. In: physiological assessment of humane fitness. P. Maud and C. Foster. Eds. (pp.115-138.) Champaign, IL: Human Kinetics.
- Laursen, P. B. and Buchheit, M. (2019) Science and Application of High-Intensity Interval Training, 1st Edn, Champaign: Human Kinetics. <https://doi.org/10.5040/9781492595830>
- Lee, K.H., Lee, K. and Chol, Y.C. (2020) Very short-term high intensity interval training in high school soccer players. *Journal of Men's Health* **16**, 1-8. <https://doi.org/10.15586/jomh.v16i2.211>
- Maffiuletti, N. A., Dugnani, S., Folz, M., Pierno, E. D. and Mauro, F. (2002) Effect of combined electrostimulation and plyometric training on vertical jump height. *Medicine and Science in Sports and Exercise* **34**(10), 1638-1644. <https://doi.org/10.1097/00005768-200210000-00016>
- Matthew, D. and Delextrat, A. (2009) Heart rate, blood lactate concentration, and time-motion analysis of female basketball players during competition. *Journal of Sports Sciences* **27**(8), 813-821. <https://doi.org/10.1080/02640410902926420>
- Miller, M.G., Herniman, T.J., Ricard, M.D., Cheatham, C.C. and Michael, T.J. (2006) The effects of a 6-week plyometric training program on agility. *Journal of Sport Science and Medicine* **5**, 459-465. <https://pubmed.ncbi.nlm.nih.gov/24353464/>
- Panoutsakopoulos, V. and Bassa, E. (2023) Countermovement jump performance is related to ankle flexibility and knee extensors torque in female adolescent volleyball athletes. *Journal of Functional Morphology and Kinesiology* **8**(2), 76. <https://doi.org/10.3390/jfkm8020076>
- Rasouli Mojez, M., Gacini, A. A., Choobineh, S. and Sheykhloovand, M. (2021) Hippocampal oxidative stress induced by radiofrequency electromagnetic radiation and the neuroprotective effects of aerobic exercise in rats: a randomized control trial. *Journal of Physical Activity and Health* **18**(12), 1532-1538. <https://doi.org/10.1123/jpah.2021-0213>
- Rimmer, E. and Sleveret, G. (2000) Effects of a plyometric intervention program on sprint performance. *Journal of Strength and Conditioning Research* **14**, 295-301. <https://doi.org/10.1519/00124278-200008000-00009>
- Sayevand, Z., Nazem, F., Nazari, A., Sheykhloovand, M. and Forbes, S. C. (2022) Cardioprotective effects of exercise and curcumin supplementation against myocardial ischemia-reperfusion

injury. *Sport Sciences for Health* **18**(3), 1011-1019.

<https://doi.org/10.1007/s11332-021-00886-w>

- Seitz, L.B., Reyes, A., Tran, T.T., Saez de Villarreal, E.S. and Haff, G.G. (2014) Increases in lower-body strength transfer positively to sprint performance: a systematic review with meta-analysis. *Sports Medicine* **44**, 1693-1702. <https://doi.org/10.1007/s40279-014-0227-1>
- Sekine, Y., Hoshikawa, S. and Hirose, N. (2019) Longitudinal age-related morphological and physiological changes in adolescent male basketball players. *Journal of Sports Science and Medicine* **18**(4), 751-757. <https://pubmed.ncbi.nlm.nih.gov/31827360/>
- Sheykhlovand, M., Arazi, H., Astorino, T. A. and Suzuki, K. (2022) Effects of a new form of resistance-type high-intensity interval training on cardiac structure, hemodynamics, and physiological and performance adaptations in well-trained kayak sprint athletes. *Frontiers in Physiology* **13**, 850768. <https://doi.org/10.3389/fphys.2022.850768>
- Sheykhlovand, M., Gharaat, M., Khalili, M., Agha-Alinejad, E., Rahmaninia, H. and Arazi, H. (2018a) Low-volume high-intensity interval versus continuous endurance training: effects on hematological and cardiorespiratory system adaptations in professional canoe polo athletes. *Journal of Strength and Conditioning Research* **32**, 1852-1860. <https://doi.org/10.1519/JSC.0000000000002112>
- Sheykhlovand, M., Gharaat, M., Khalili, E. and Agha-Alinejad, H. (2016a) The effect of high-intensity interval training on ventilatory threshold and aerobic power in well-trained canoe polo athletes. *Science and Sports* **31**, 283-289. <https://doi.org/10.1016/j.scispo.2016.02.007>
- Sheykhlovand, M., Khalili, E., Agha-Alinejad, H. and Gharaat, M.A. (2016b) Hormonal and physiological adaptations to high-intensity interval training in professional male canoe polo athletes. *Journal of Strength and Conditioning Research* **30**(3), 859-866. <https://doi.org/10.1519/JSC.0000000000001161>
- Sheykhlovand, M., Khalili, E., Gharaat, M., Arazi, H., Khalafi, M. and Tarverdizadeh, B. (2018b) Practical model of low-volume paddling-based sprint interval training improves aerobic and anaerobic performances in professional female canoe polo athletes. *Journal of Strength and Conditioning Research* **32**, 2375-2382. <https://doi.org/10.1519/JSC.0000000000002152>
- Stevanovic, V. B., Jelic, M. B., Milanovic, S. D., Filipovic, S. R., Mladen J Mikic, M. J. and Stojanovic, M. D. M. (2019) Sport-Specific Warm-Up Attenuates Static Stretching- Induced Negative Effects on Vertical Jump but Not Neuromuscular Excitability in Basketball Players. *Journal of Sports Science and Medicine* **18**(2), 282-289. <https://pubmed.ncbi.nlm.nih.gov/31191098/>

AUTHOR BIOGRAPHY



Tao SONG

Employment

Associate professor from School of Physical Education, Sichuan University of Science & Engineering, Zigong 643000, China

Degree

MSc

Research interests

Physical education, training, exercise physiology.

E-mail: TYSongtao1027@163.com



Jilikeha

Employment

School of Physical Education, Sichuan University of Science & Engineering, Zigong 643000, China

Degree

Bsc, MSc Student

Research interests

Physical education and training, ethnic traditional sports.

E-mail: Jilikeha@outlook.com



Yujie DENG

Employment

Ziliujing District of Shuping Primary School, Zigong 643000, China

Degree

Bsc

Research interests

Physical education, training, exercise physiology.

E-mail: dengyujie1994@outlook.com

✉ Tao Song

School of Physical Education, Sichuan University of Science & Engineering, Zigong 643000, Sichuan, China

Key points

- Incorporating SIT and SSIT into typical off-season basketball training triggers adaptive mechanisms that enhance aerobic and anaerobic performance in male basketball players.
- The effect size values indicate more significant effects of SSIT than SIT in most physiological and sport-specific adaptations. Such a superior effect could be attributed to the sport-specific movement pattern of the SSIT.
- The observed alterations in hormonal responses indicate an anabolic adaptation to this intervention, signifying a positive and advantageous training response.
- The integration SIT into routine basketball training offers athletes and coaches an opportunity to harness its potential to optimize training quality and efficiency of their training. This integration stimulates favorable physiological changes, culminating in notable enhancements in athletic performance.